

# Khyber Pakhtunkhwa Corona Virus Disease COVID-19 Daily Update 18 September 2021

---

## 1. Snapshot figures for the day<sup>1</sup>

# 7164

Total Active Cases<sup>2</sup>

# 171072

Total Cases

# 334

New Cases Today

# 5395

Total Deaths

# 21

New Deaths Today

# 158513

Total Recovered

# 273

New Recoveries Today

# 2852085

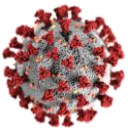
Total Tests

# 11084

New Tests Today

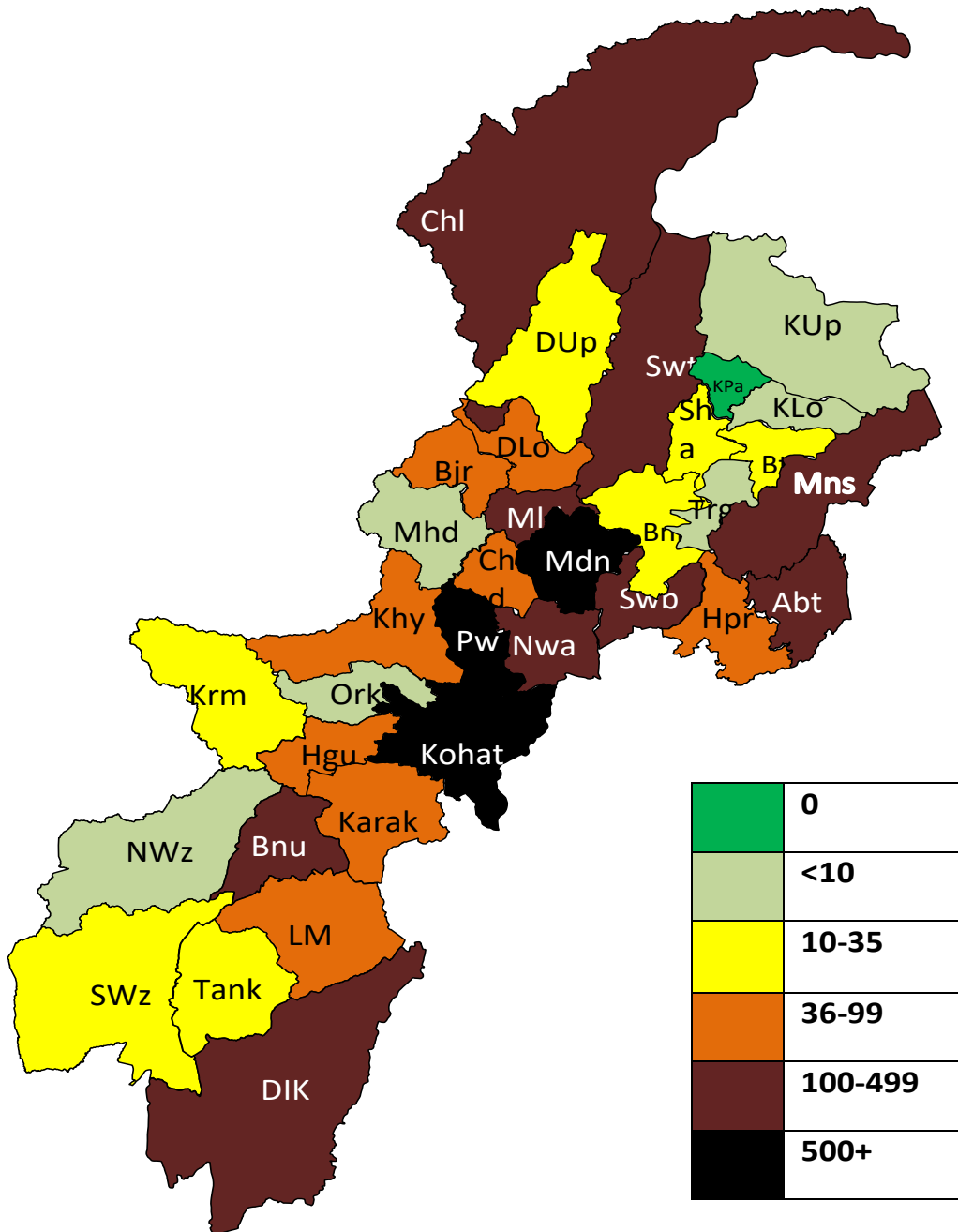
- 
1. Figures up to 12 Midnight on the 17<sup>th</sup> September, 2021
  2. Active cases = total cases till now – deaths – recoveries



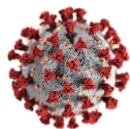


# Khyber Pakhtunkhwa Corona Virus Disease COVID-19 Daily Update 18 September 2021

## 2. Provincial Heatmap



Map colored by active cases



District
<b>Total</b>

Cases	
Total	24 hrs
<b>171072</b>	<b>334</b>

Deaths	
Total	24 hrs
<b>5395</b>	<b>21</b>

Recoveries
<b>158513</b>

Active Cases
<b>7164</b>

**Khyber  
Pakhtunkhwa  
Corona Virus  
Disease COVID-19  
Daily Update  
18 September 2021**

**Peshawar Division**

PESHAWAR
CHARSADDA
NOWSHERA
KHYBER
MOHMAND
<b>Total</b>

61734	81
4181	0
7141	13
2390	3
1333	0
<b>76779</b>	<b>97</b>

2560	8
62	0
114	0
12	0
2	0
<b>2750</b>	<b>8</b>

57844
4060
6593
2354
1327
<b>72178</b>

1330
59
434
24
4
<b>1851</b>

**3. District data**

**Mardan Division**

MARDAN
SWABI
<b>Total</b>

11622	67
5249	5
<b>16871</b>	<b>72</b>

511	1
192	0
<b>703</b>	<b>1</b>

9525
4740
<b>14265</b>

1586
317
<b>1903</b>

**Malakand Division**

SWAT
BUNER
DIR LOWER
DIR UPPER
SHANGLA
MALAKAND
CHITRAL LOWER
CHITRAL UPPER
BAJAUR
<b>Total</b>

9434	10
1870	0
4454	2
2805	3
1479	7
5590	20
3346	17
1782	1
2176	21
<b>32936</b>	<b>81</b>

493	2
20	0
53	0
56	0
6	0
52	0
20	1
21	1
96	0
<b>817</b>	<b>4</b>

8776
1827
4372
2714
1457
5372
2987
1705
2019
<b>31229</b>

165
23
29
35
16
166
339
56
61
<b>890</b>

**Hazara Division**

MANSEHRA
ABBOTTABAD
HARIPUR
TOR GHAR
KOHISTAN UPPER
KOHISTAN LOWER
KOLAI PALLAS
BATTAGRAM
<b>Total</b>

5847	11
8055	18
5647	7
284	1
278	0
194	0
67	0
1149	0
<b>21521</b>	<b>37</b>

45	0
359	0
102	0
0	0
0	0
0	0
0	0
21	0
<b>527</b>	<b>0</b>

5386
7571
5474
282
277
193
67
1104
<b>20354</b>

416
125
71
2
1
1
0
24
<b>640</b>

**Kohat Division**

KOHAT
HANGU
KARAK
KURRAM
ORAKZAI
<b>Total</b>

6145	7
1019	1
1674	0
2028	0
631	0
<b>11497</b>	<b>8</b>

206	1
22	1
29	0
15	0
3	0
<b>275</b>	<b>2</b>

5083
922
1594
2008
626
<b>10233</b>

856
75
51
5
2
<b>989</b>

**Bannu Division**

BANNU
LAKKI MARWAT
NORTH WAZIRISTAN
<b>Total</b>

3254	23
963	6
325	0
<b>4542</b>	<b>29</b>

129	4
2	0
1	0
<b>132</b>	<b>4</b>

2692
916
319
<b>3927</b>

433
45
5
<b>483</b>

**Dera Ismail Khan Division**

DERA ISMAIL KHAN
TANK
SOUTH WAZIRISTAN
<b>Total</b>

3825	9
402	1
547	0
<b>4774</b>	<b>10</b>

184	2
3	0
3	0
<b>190</b>	<b>2</b>

3262
389
525
<b>4176</b>

379
10
19
<b>408</b>

**Quarantine/Travellers**

<b>Total</b>
--------------

<b>2152</b>	<b>0</b>
-------------	----------

<b>1</b>	<b>0</b>
----------	----------

<b>2151</b>
-------------

<b>0</b>
----------

